

Random Matrix Models for Structural Dynamics

S ADHIKARI



Department of Aerospace Engineering, University of Bristol, Bristol, U.K.

Email: S.Adhikari@bristol.ac.uk

URL: <http://www.aer.bris.ac.uk/contact/academic/adhikari/home.html>

Stochastic structural dynamics

- The equation of motion:

$$\mathbf{M}\ddot{\mathbf{x}}(t) + \mathbf{C}\dot{\mathbf{x}}(t) + \mathbf{K}\mathbf{x}(t) = \mathbf{p}(t)$$

- Due to the presence of uncertainty \mathbf{M} , \mathbf{C} and \mathbf{K} become random matrices.
- The main objectives are:
 - to quantify uncertainties in the system matrices
 - to predict the variability in the response vector \mathbf{x}

Current Methods

Three different approaches are currently available

- Low frequency : Stochastic Finite Element Method (SFEM) - considers parametric uncertainties in details
- High frequency : Statistical Energy Analysis (SEA) - do not consider parametric uncertainties in details
- Mid-frequency : Hybrid method - ‘combination’ of the above two

Random Matrix Method (RMM)

- **The objective** : To have an **unified method** which will work across the frequency range.
- **The methodology** :
 - Derive the matrix variate probability density functions of M , C and K
 - Propagate the uncertainty (using Monte Carlo simulation or analytical methods) to obtain the response statistics (or pdf)

Outline of the presentation

In what follows next, I will discuss:

- Introduction to Matrix variate distributions
- Maximum entropy distribution
- Optimal Wishart distribution
- Numerical examples
- Open problems & discussions

Matrix variate distributions

- The probability density function of a random matrix can be defined in a manner similar to that of a random variable.
- If \mathbf{A} is an $n \times m$ real random matrix, the matrix variate probability density function of $\mathbf{A} \in \mathbb{R}_{n,m}$, denoted as $p_{\mathbf{A}}(\mathbf{A})$, is a mapping from the space of $n \times m$ real matrices to the real line, i.e., $p_{\mathbf{A}}(\mathbf{A}) : \mathbb{R}_{n,m} \rightarrow \mathbb{R}$.

Gaussian random matrix

The random matrix $\mathbf{X} \in \mathbb{R}_{n,p}$ is said to have a matrix variate Gaussian distribution with mean matrix $\mathbf{M} \in \mathbb{R}_{n,p}$ and covariance matrix $\Sigma \otimes \Psi$, where $\Sigma \in \mathbb{R}_n^+$ and $\Psi \in \mathbb{R}_p^+$ provided the pdf of \mathbf{X} is given by

$$p_{\mathbf{X}}(\mathbf{X}) = (2\pi)^{-np/2} |\Sigma|^{-p/2} |\Psi|^{-n/2} \operatorname{etr} \left\{ -\frac{1}{2} \Sigma^{-1} (\mathbf{X} - \mathbf{M}) \Psi^{-1} (\mathbf{X} - \mathbf{M})^T \right\} \quad (1)$$

This distribution is usually denoted as $\mathbf{X} \sim N_{n,p}(\mathbf{M}, \Sigma \otimes \Psi)$.

Gaussian orthogonal ensembles

A random matrix $\mathbf{H} \in \mathbb{R}_{n,n}$ belongs to the Gaussian orthogonal ensemble (GOE) provided its pdf of is given by

$$p_{\mathbf{H}}(\mathbf{H}) = \exp \left(-\theta_2 \text{Trace} (\mathbf{H}^2) + \theta_1 \text{Trace} (\mathbf{H}) + \theta_0 \right)$$

where θ_2 is real and positive and θ_1 and θ_0 are real. This is a good model for high-frequency vibration problems.

Wishart matrix

An $n \times n$ random symmetric positive definite matrix \mathbf{S} is said to have a Wishart distribution with parameters $p \geq n$ and $\Sigma \in \mathbb{R}_n^+$, if its pdf is given by

$$p_{\mathbf{S}}(\mathbf{S}) = \left\{ 2^{\frac{1}{2}np} \Gamma_n \left(\frac{1}{2}p \right) |\Sigma|^{\frac{1}{2}p} \right\}^{-1} |\mathbf{S}|^{\frac{1}{2}(p-n-1)} \text{etr} \left\{ -\frac{1}{2}\Sigma^{-1}\mathbf{S} \right\} \quad (2)$$

This distribution is usually denoted as $\mathbf{S} \sim W_n(p, \Sigma)$.

Note: If $p = n + 1$, then the matrix is non-negative definite.

Matrix variate Gamma distribution

An $n \times n$ random symmetric positive definite matrix \mathbf{W} is said to have a matrix variate gamma distribution with parameters a and $\Psi \in \mathbb{R}_n^+$, if its pdf is given by

$$p_{\mathbf{W}}(\mathbf{W}) = \left\{ \Gamma_n(a) |\Psi|^{-a} \right\}^{-1} |\mathbf{W}|^{a - \frac{1}{2}(n+1)} \text{etr} \{-\Psi \mathbf{W}\}; \quad \Re(a) > (n-1)/2 \quad (3)$$

This distribution is usually denoted as $\mathbf{W} \sim G_n(a, \Psi)$. Here the multivariate gamma function:

$$\Gamma_n(a) = \pi^{\frac{1}{4}n(n-1)} \prod_{k=1}^n \Gamma \left[a - \frac{1}{2}(k-1) \right]; \quad \text{for } \Re(a) > (n-1)/2 \quad (4)$$

Distribution of the system matrices

The distribution of the random system matrices \mathbf{M} , \mathbf{C} and \mathbf{K} should be such that they are

- symmetric
- positive-definite, and
- the moments (at least first two) of the inverse of the dynamic stiffness matrix

$$\mathbf{D}(\omega) = -\omega^2\mathbf{M} + i\omega\mathbf{C} + \mathbf{K} \text{ should exist } \forall \omega$$

Distribution of the system matrices

- The exact application of the last constraint requires the derivation of the joint probability density function of \mathbf{M} , \mathbf{C} and \mathbf{K} , which is quite difficult to obtain.
- We consider a simpler problem where it is required that the inverse moments of each of the system matrices \mathbf{M} , \mathbf{C} and \mathbf{K} must exist.
- Provided the system is damped, this will guarantee the existence of the moments of the frequency response function matrix.

Maximum Entropy Distribution

Suppose that the mean values of \mathbf{M} , \mathbf{C} and \mathbf{K} are given by $\overline{\mathbf{M}}$, $\overline{\mathbf{C}}$ and $\overline{\mathbf{K}}$ respectively. Using the notation \mathbf{G} (which stands for any one the system matrices) the matrix variate density function of $\mathbf{G} \in \mathbb{R}_n^+$ is given by $p_{\mathbf{G}}(\mathbf{G}) : \mathbb{R}_n^+ \rightarrow \mathbb{R}$. We have the following constraints to obtain $p_{\mathbf{G}}(\mathbf{G})$:

$$\int_{\mathbf{G}_{>0}} p_{\mathbf{G}}(\mathbf{G}) d\mathbf{G} = 1 \quad (\text{normalization}) \quad (5)$$

and
$$\int_{\mathbf{G}_{>0}} \mathbf{G} p_{\mathbf{G}}(\mathbf{G}) d\mathbf{G} = \overline{\mathbf{G}} \quad (\text{the mean matrix})$$

(6)

Further constraints

- Suppose the inverse moments (say up to order ν) of the system matrix exist. This implies that $E \left[\left\| \mathbf{G}^{-1} \right\|_F^\nu \right]$ should be finite. Here the Frobenius norm of matrix \mathbf{A} is given by
$$\left\| \mathbf{A} \right\|_F = \left(\text{Trace} \left(\mathbf{A} \mathbf{A}^T \right) \right)^{1/2}.$$
- Taking the logarithm for convenience, the condition for the existence of the inverse moments can be expressed by

$$E \left[\ln \left| \mathbf{G} \right|^{-\nu} \right] < \infty$$

MEnt Distribution - 1

The Lagrangian becomes:

$$\begin{aligned} \mathcal{L}(p_{\mathbf{G}}) = & - \int_{\mathbf{G}>0} p_{\mathbf{G}}(\mathbf{G}) \ln \{p_{\mathbf{G}}(\mathbf{G})\} d\mathbf{G} + \\ & (\lambda_0 - 1) \left(\int_{\mathbf{G}>0} p_{\mathbf{G}}(\mathbf{G}) d\mathbf{G} - 1 \right) - \nu \int_{\mathbf{G}>0} \ln |\mathbf{G}| p_{\mathbf{G}} d\mathbf{G} \\ & + \text{Trace} \left(\Lambda_1 \left[\int_{\mathbf{G}>0} \mathbf{G} p_{\mathbf{G}}(\mathbf{G}) d\mathbf{G} - \overline{\mathbf{G}} \right] \right) \quad (7) \end{aligned}$$

Note: ν cannot be obtained uniquely!

MEnt Distribution - 2

Using the calculus of variation

$$\frac{\partial \mathcal{L}(p_{\mathbf{G}})}{\partial p_{\mathbf{G}}} = 0$$

or $-\ln \{p_{\mathbf{G}}(\mathbf{G})\} = \lambda_0 + \text{Trace}(\Lambda_1 \mathbf{G}) - \ln |\mathbf{G}|^\nu$

or $p_{\mathbf{G}}(\mathbf{G}) = \exp\{-\lambda_0\} |\mathbf{G}|^\nu \text{etr}\{-\Lambda_1 \mathbf{G}\}$

MEnt Distribution - 3

Using the matrix variate Laplace transform

$(\mathbf{T} \in \mathbb{R}_{n,n}, \mathbf{S} \in \mathbb{C}_{n,n}, a > (n + 1)/2)$

$$\int_{\mathbf{T} > 0} \text{etr} \{-\mathbf{S}\mathbf{T}\} |\mathbf{T}|^{a-(n+1)/2} d\mathbf{T} = \Gamma_n(a) |\mathbf{S}|^{-a}$$

and substituting $p_{\mathbf{G}}(\mathbf{G})$ into the constraint equations it can be shown that

$$p_{\mathbf{G}}(\mathbf{G}) = r^{-nr} \{\Gamma_n(r)\}^{-1} |\overline{\mathbf{G}}|^{-r} |\mathbf{G}|^\nu \text{etr} \left\{ -r \overline{\mathbf{G}}^{-1} \mathbf{G} \right\} \quad (8)$$

where $r = \nu + (n + 1)/2$.

MEnt Distribution - 4

Comparing it with the Wishart distribution we have:

Theorem 1. *If ν -th order inverse-moment of a system matrix $\mathbf{G} \equiv \{\mathbf{M}, \mathbf{C}, \mathbf{K}\}$ exists and only the mean of \mathbf{G} is available, say $\overline{\mathbf{G}}$, then the maximum-entropy pdf of \mathbf{G} follows the Wishart distribution with parameters $p = (2\nu + n + 1)$ and $\Sigma = \overline{\mathbf{G}} / (2\nu + n + 1)$, that is*

$$\mathbf{G} \sim W_n \left(2\nu + n + 1, \overline{\mathbf{G}} / (2\nu + n + 1) \right).$$

Properties of the Distribution

- Covariance tensor of \mathbf{G} :

$$\text{cov} (G_{ij}, G_{kl}) = \frac{1}{2\nu + n + 1} (\bar{G}_{ik}\bar{G}_{jl} + \bar{G}_{il}\bar{G}_{jk})$$

- Normalized standard deviation matrix

$$\delta_{\mathbf{G}}^2 = \frac{\text{E} [\|\mathbf{G} - \text{E} [\mathbf{G}] \|_{\text{F}}^2]}{\|\text{E} [\mathbf{G}] \|_{\text{F}}^2} = \frac{1}{2\nu + n + 1} \left\{ 1 + \frac{\{\text{Trace} (\bar{\mathbf{G}})\}^2}{\text{Trace} (\bar{\mathbf{G}}^2)} \right\}$$

- $\delta_{\mathbf{G}}^2 \leq \frac{1 + n}{2\nu + n + 1}$ and $\nu \uparrow \Rightarrow \delta_{\mathbf{G}}^2 \downarrow$.

Distribution of the inverse - 1

- If \mathbf{G} is $W_n(p, \Sigma)$ then $\mathbf{V} = \mathbf{G}^{-1}$ has the inverted Wishart distribution:

$$P_{\mathbf{V}}(\mathbf{V}) = \frac{2^{m-n-1} n/2 |\Psi|^{m-n-1} / 2}{\Gamma_n[(m-n-1)/2] |\mathbf{V}|^{m/2}} \text{etr} \left\{ -\frac{1}{2} \mathbf{V}^{-1} \Psi \right\}$$

where $m = n + p + 1$ and $\Psi = \Sigma^{-1}$ (recall that $p = 2\nu + n + 1$ and $\Sigma = \overline{\mathbf{G}}/p$)

Distribution of the inverse - 2

- Mean: $E [G^{-1}] = \frac{p\bar{G}^{-1}}{p - n - 1}$
- $\text{cov} (G_{ij}^{-1}, G_{kl}^{-1}) =$
$$\frac{(2\nu + n + 1)(\nu^{-1}\bar{G}_{ij}^{-1}\bar{G}_{kl}^{-1} + \bar{G}_{ik}^{-1}\bar{G}_{jl}^{-1} + \bar{G}^{-1}il\bar{G}_{kj}^{-1})}{2\nu(2\nu + 1)(2\nu - 2)}$$

Distribution of the inverse - 3

- Suppose $n = 101$ & $\nu = 2$. So $p = 2\nu + n + 1 = 106$ and $p - n - 1 = 4$. Therefore, $E[\mathbf{G}] = \overline{\mathbf{G}}$ and $E[\mathbf{G}^{-1}] = \frac{106}{4} \overline{\mathbf{G}}^{-1} = 26.5 \overline{\mathbf{G}}^{-1}$!!!!!!!!!!!!!
- From a practical point of view we do not expect them to be so far apart!
- One way to reduce the gap is to increase p . But this implies the reduction of variance.

Optimal Wishart Distribution - 1

- **My argument:** The distribution of \mathbf{G} must be such that $E[\mathbf{G}]$ and $E[\mathbf{G}^{-1}]$ should be closest to $\overline{\mathbf{G}}$ and $\overline{\mathbf{G}}^{-1}$ respectively.
- Suppose $\mathbf{G} \sim W_n(n + 1 + \theta, \overline{\mathbf{G}}/\alpha)$. We need to find α such that the above condition is satisfied.
- Therefore, define (and subsequently minimize)

‘normalized errors’:

$$\varepsilon_1 = \left\| \overline{\mathbf{G}} - E[\mathbf{G}] \right\|_{\text{F}} / \left\| \overline{\mathbf{G}} \right\|_{\text{F}}$$

$$\varepsilon_2 = \left\| \overline{\mathbf{G}}^{-1} - E[\mathbf{G}^{-1}] \right\|_{\text{F}} / \left\| \overline{\mathbf{G}}^{-1} \right\|_{\text{F}}$$

Optimal Wishart Distribution - 2

Because $\mathbf{G} \sim W_n(n + 1 + \theta, \bar{\mathbf{G}}/\alpha)$ we have

$$\mathbf{E}[\mathbf{G}] = \frac{n + 1 + \theta}{\alpha} \bar{\mathbf{G}}$$

$$\text{and } \mathbf{E}[\mathbf{G}^{-1}] = \frac{\alpha}{\theta} \bar{\mathbf{G}}^{-1}$$

We define the objective function to be minimized as

$$\chi^2 = \varepsilon_1^2 + \varepsilon_2^2 = \left(1 - \frac{n+1+\theta}{\alpha}\right)^2 + \left(1 - \frac{\alpha}{\theta}\right)^2$$

Optimal Wishart Distribution - 3

The optimal value of α can be obtained as by

setting $\frac{\partial \chi^2}{\partial \alpha} = 0$ or

$$\alpha^4 - \alpha^3 \theta - \theta^4 + (-2n + \alpha - 2) \theta^3 + ((n + 1) \alpha - n^2 - 2n - 1) \theta^2 = 0.$$

The only feasible value of α is

$$\alpha = \sqrt{\theta(n + 1 + \theta)}$$

Optimal Wishart Distribution - 4

From this discussion we have the following:

Theorem 2. *If ν -th order inverse-moment of a system matrix $\mathbf{G} \equiv \{\mathbf{M}, \mathbf{C}, \mathbf{K}\}$ exists and only the mean of \mathbf{G} is available, say $\overline{\mathbf{G}}$, then the unbiased distribution of \mathbf{G} follows the Wishart distribution with parameters $p = (2\nu + n + 1)$ and*

$\Sigma = \overline{\mathbf{G}} / \sqrt{2\nu(2\nu + n + 1)}$, that is

$$\mathbf{G} \sim W_n \left(2\nu + n + 1, \overline{\mathbf{G}} / \sqrt{2\nu(2\nu + n + 1)} \right).$$

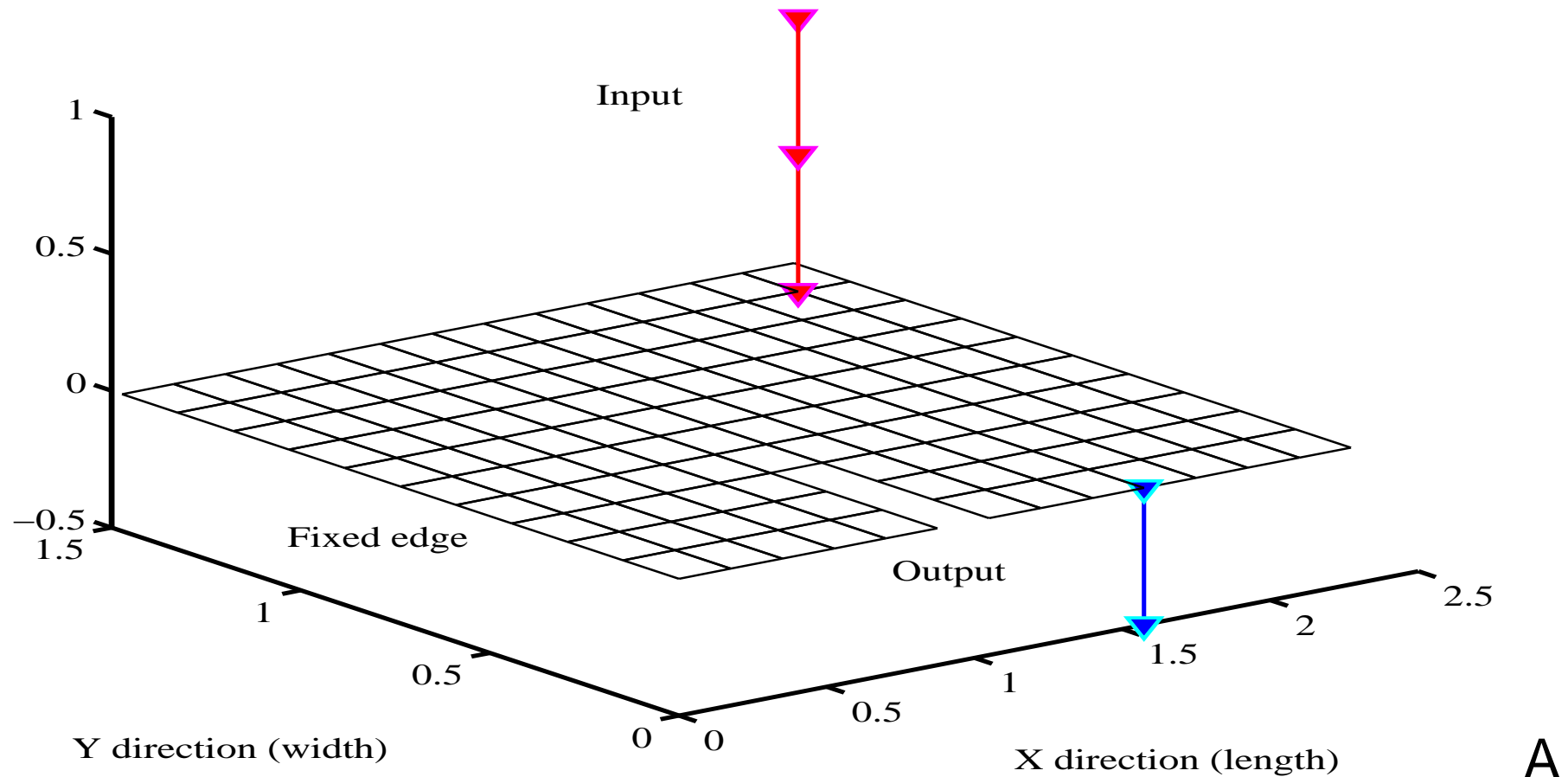
Optimal Wishart Distribution - 5

- Again consider $n = 100$ and $\nu = 2$, so that $\theta = 2\nu = 4$.
- In the previous approach $\alpha = 2\nu + n + 1 = 105$. For the optimal distribution, $\alpha = \sqrt{\theta(\theta + n + 1)} = 2\sqrt{105} = 20.49$.
- We have $E[\mathbf{G}] = \frac{105}{2\sqrt{105}}\overline{\mathbf{G}} = 5.12\overline{\mathbf{G}}$ and
 $E[\mathbf{G}^{-1}] = \frac{2\sqrt{105}}{4}\overline{\mathbf{G}}^{-1} = 5.12\overline{\mathbf{G}}^{-1}$.
- The overall normalized difference for the previous case is $\chi^2 = 0 + (1 - 105/4)^2 = 637.56$. The same for the optimal distribution is $\chi^2 = 2(1 - \sqrt{105}/2)^2 = 34.01$, which is considerable smaller compared to the non-optimal distribution.

Simulation Algorithm

- Obtain $\theta = \frac{1}{\delta_{\mathbf{G}}^2} \left\{ 1 + \frac{\{\text{Trace}(\overline{\mathbf{G}})\}^2}{\text{Trace}(\overline{\mathbf{G}}^2)} \right\} - (n + 1)$
- If $\theta < 4$, then select $\theta = 4$.
- Calculate $\alpha = \sqrt{\theta(n + 1 + \theta)}$
- Generate samples of $\mathbf{G} \sim W_n(n + 1 + \theta, \overline{\mathbf{G}}/\alpha)$
(MATLAB[®] command `wishrnd` can be used to generate the samples)
- Repeat the above steps for all system matrices and solve for every samples

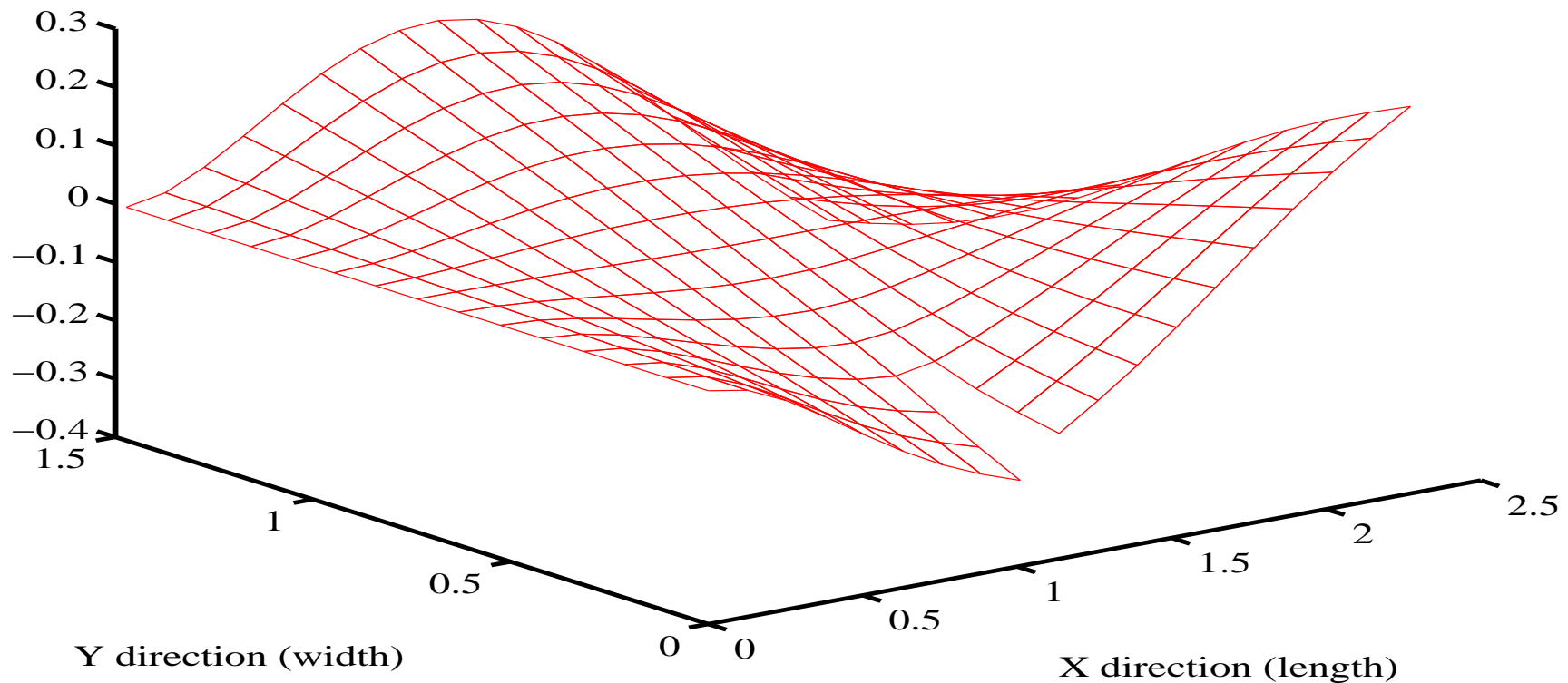
Example: A cantilever Plate



Cantilever plate with a slot: $\mu = 0.3$, $\rho = 8000 \text{ kg/m}^3$, $t = 5\text{mm}$,
 $L_x = 2.27\text{m}$, $L_y = 1.47\text{m}$

Plate Mode 4

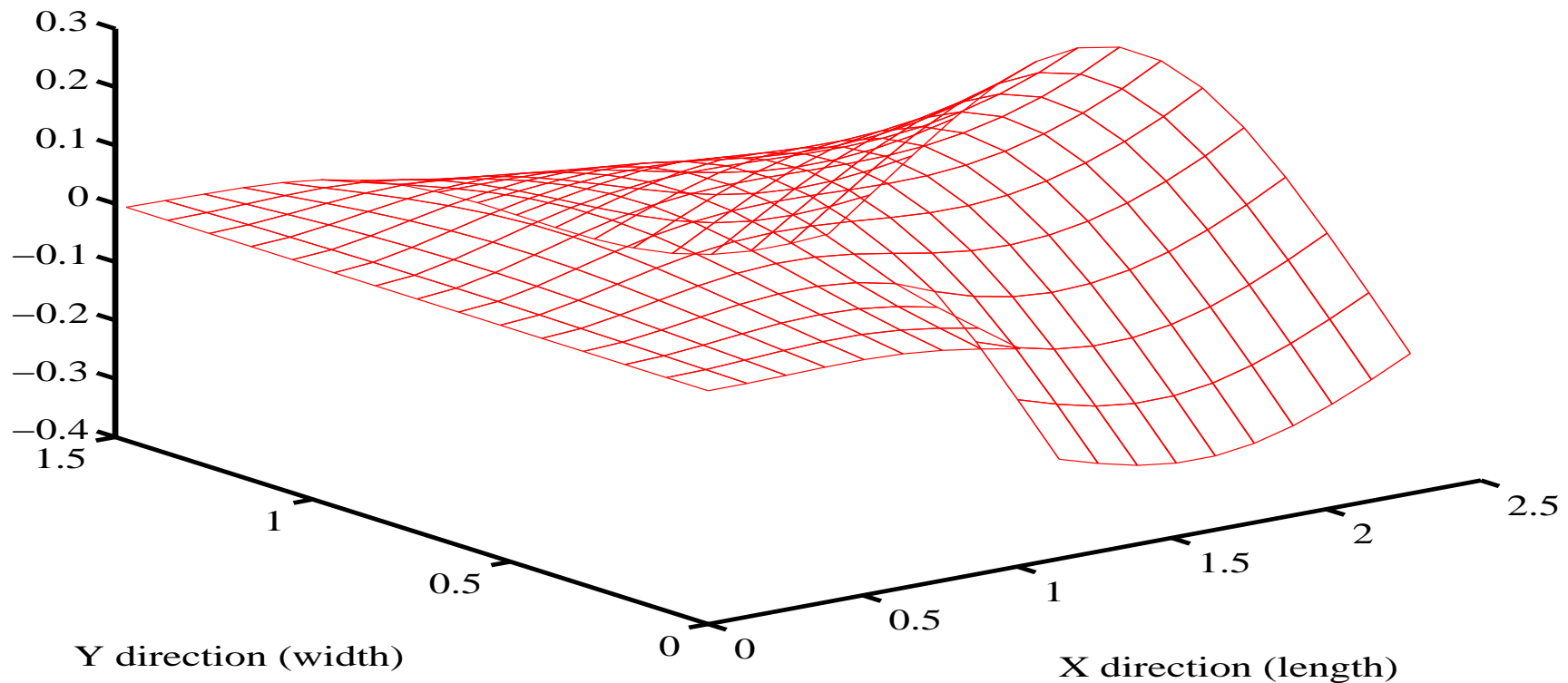
Mode 4, freq. = 9.2119 Hz



Fourth Mode shape

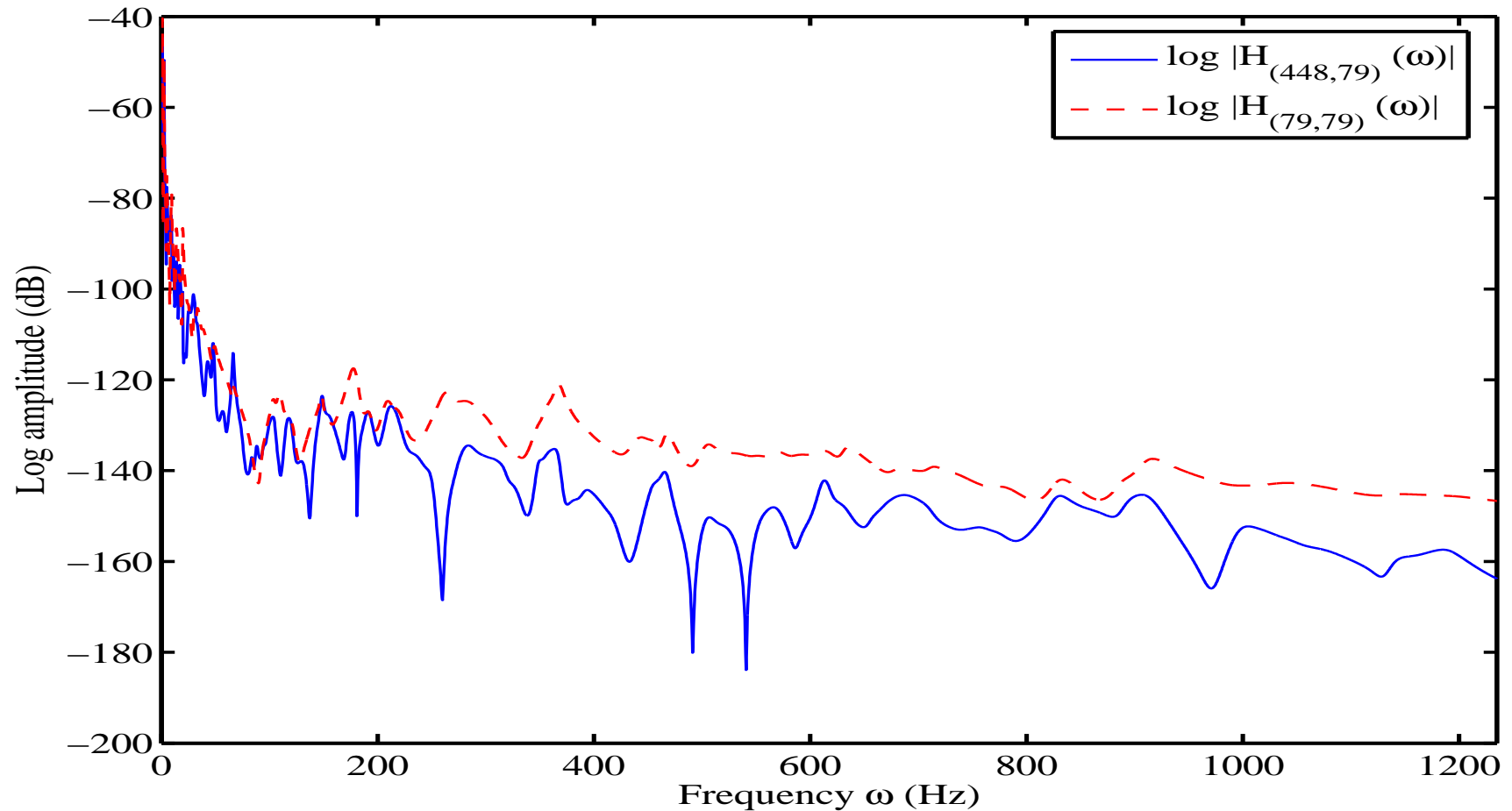
Plate Mode 5

Mode 5, freq. = 11.6696 Hz



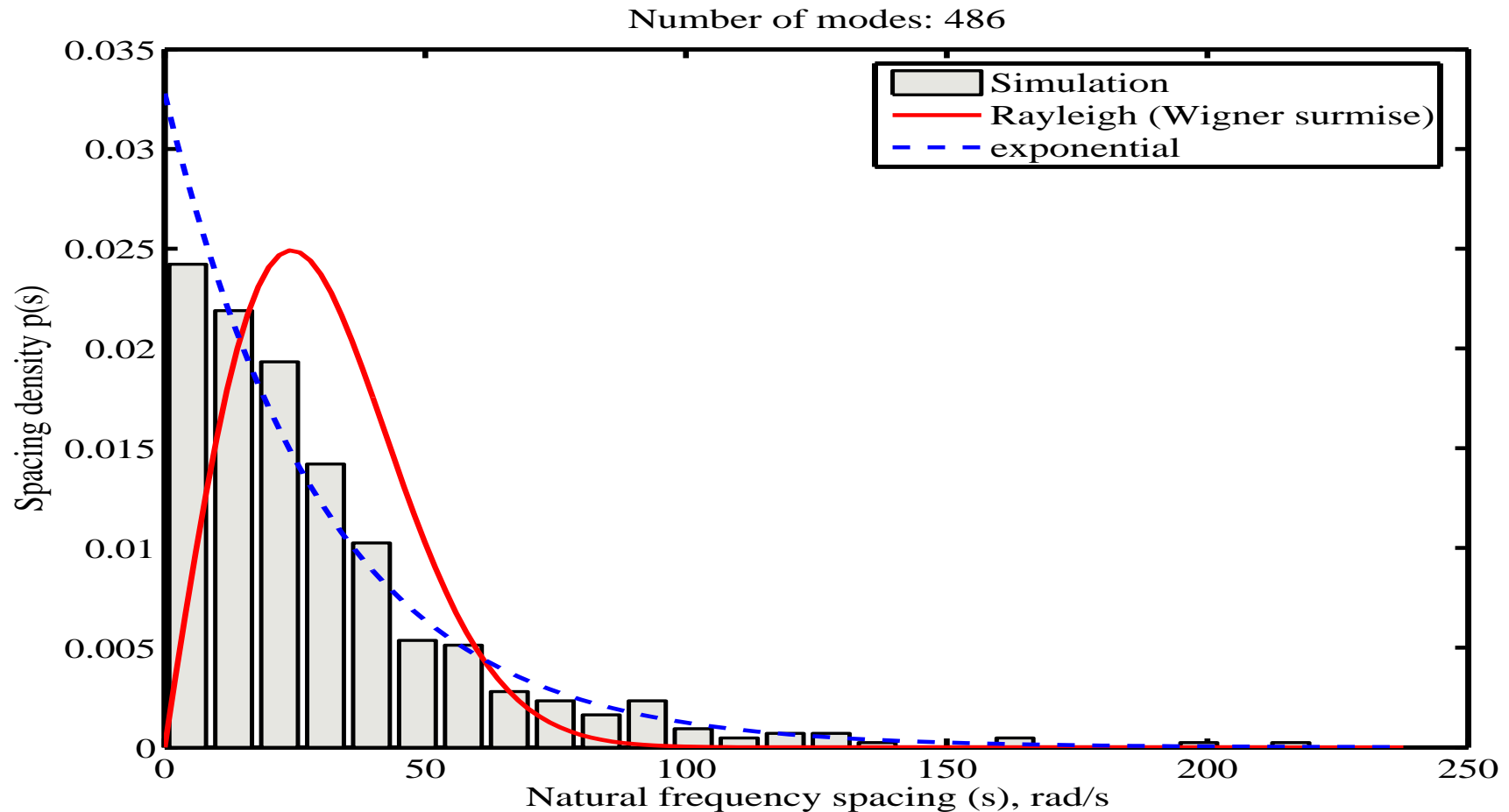
Fifth Mode shape

Deterministic FRF



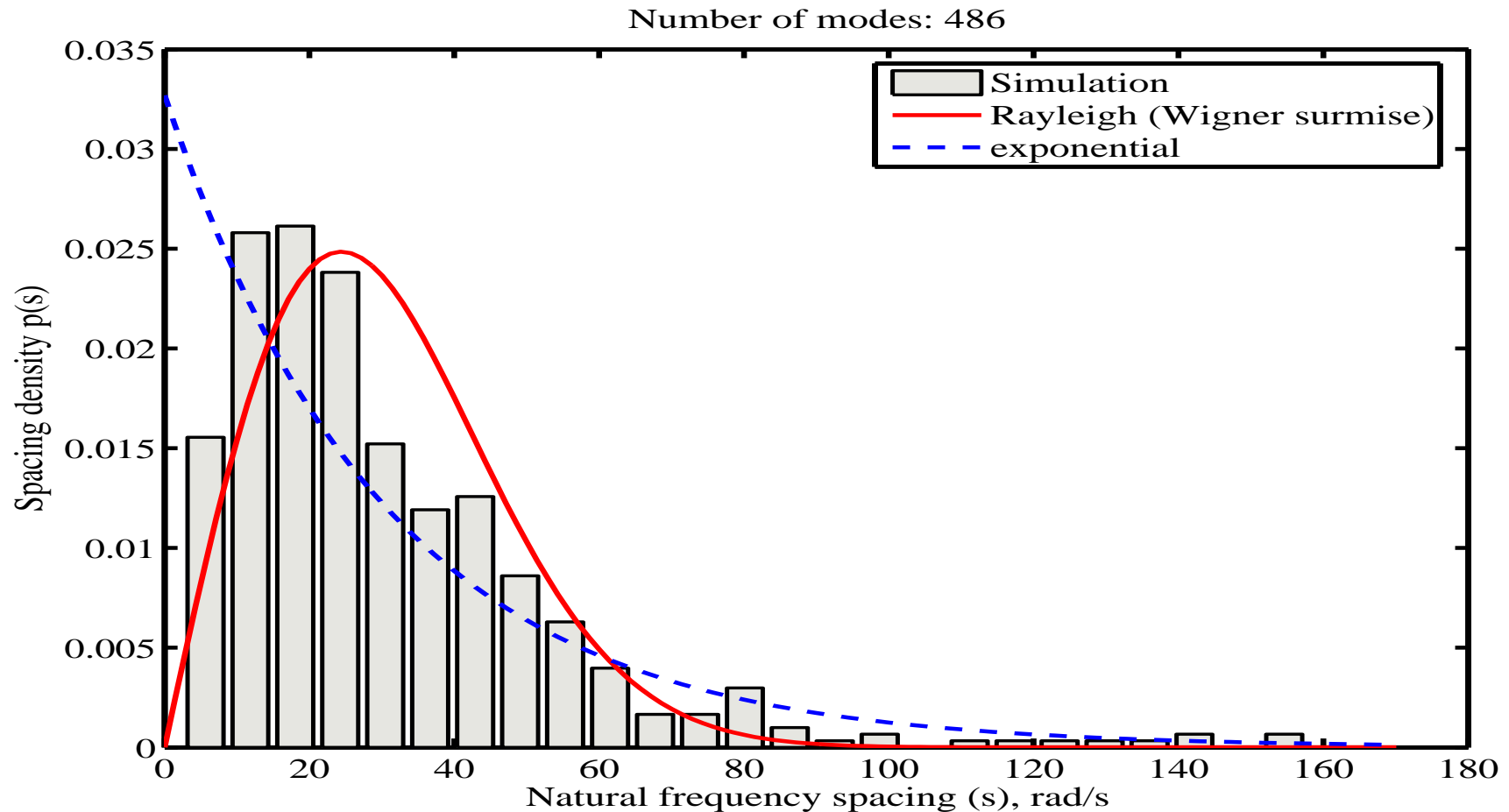
FRF of the deterministic plate

Frequency Spacing



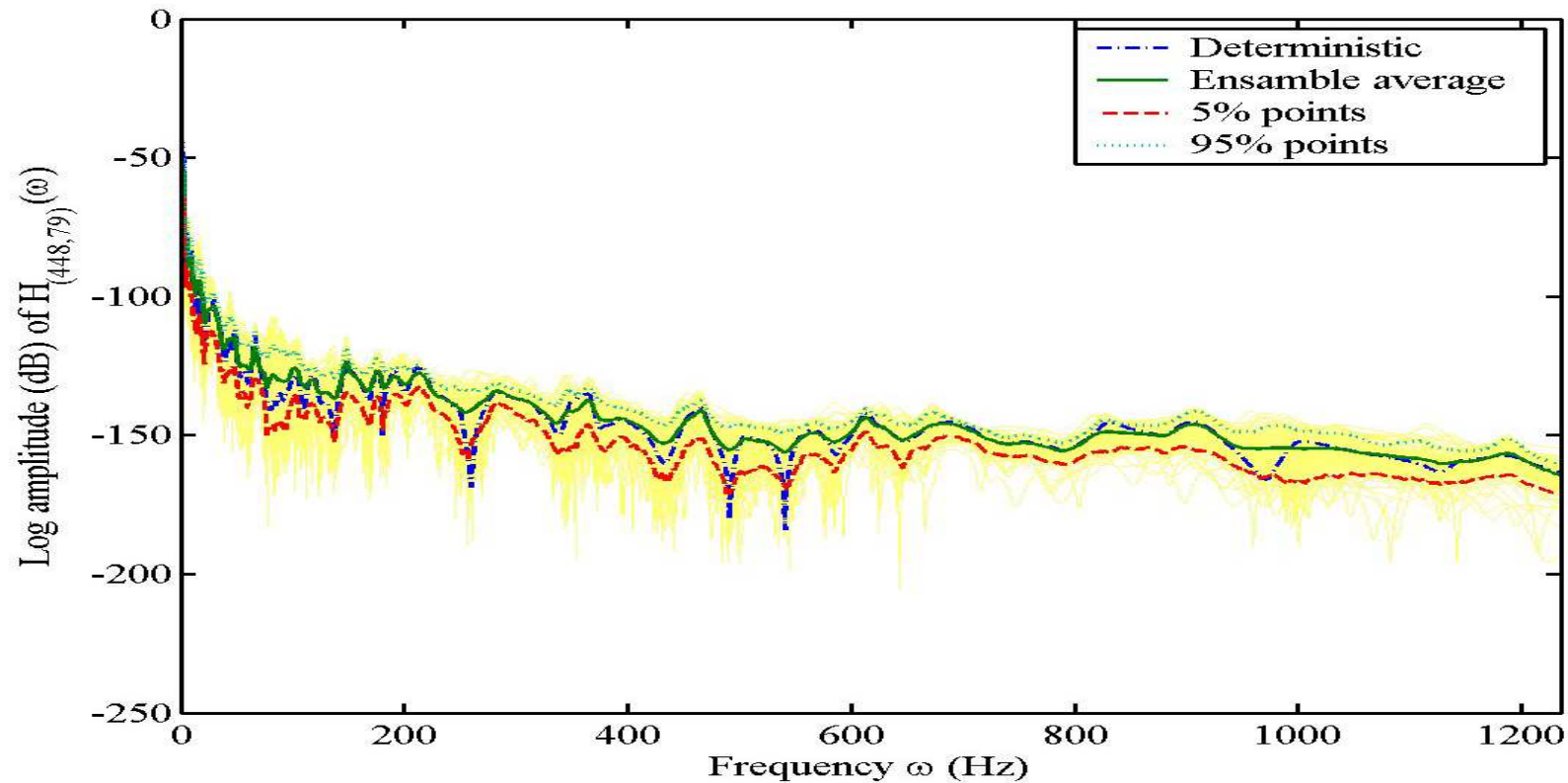
Natural frequency spacing distribution (**without slot**)

Frequency Spacing



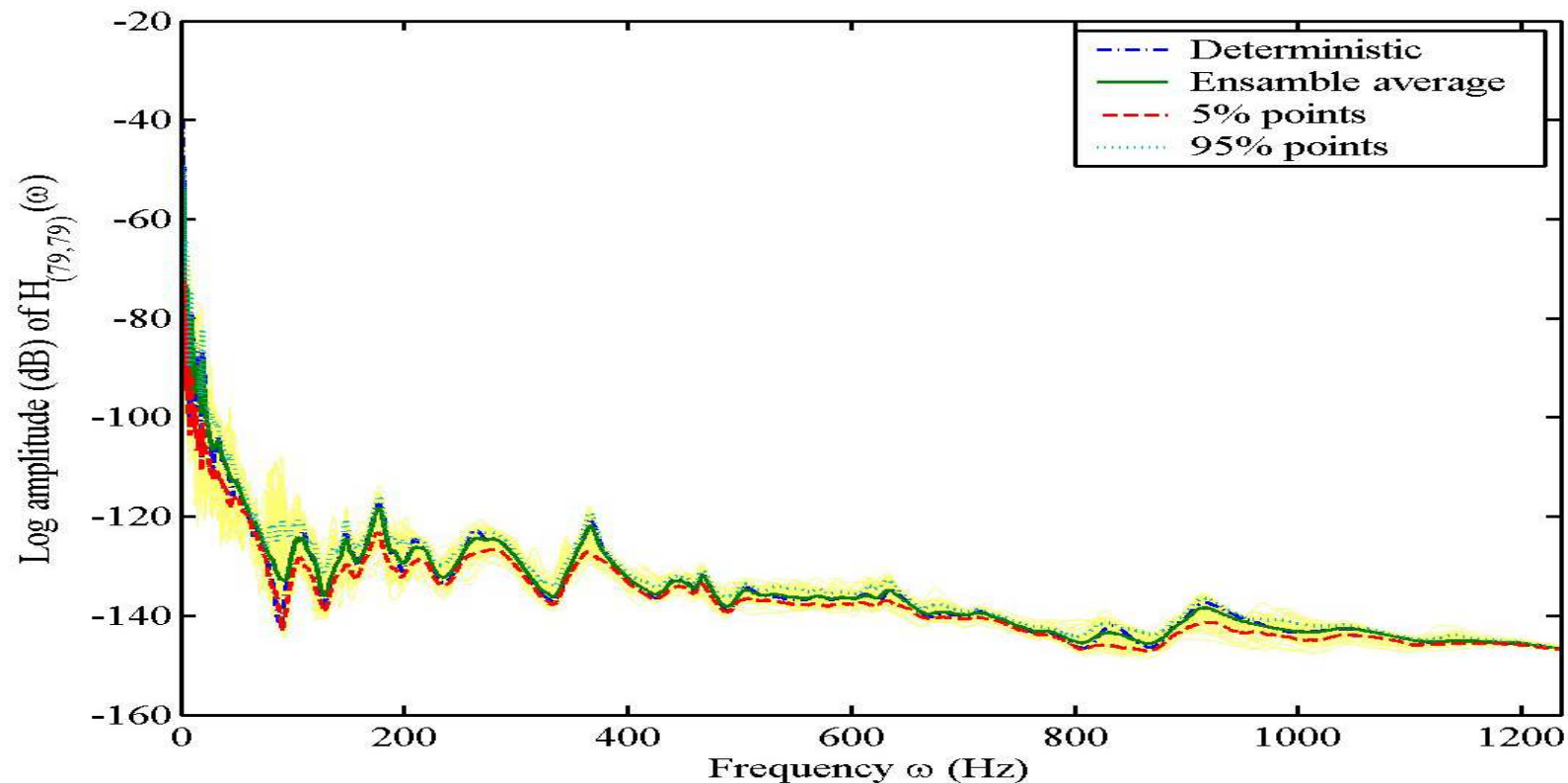
Natural frequency spacing distribution (**with slot**)

Random FRF - 1



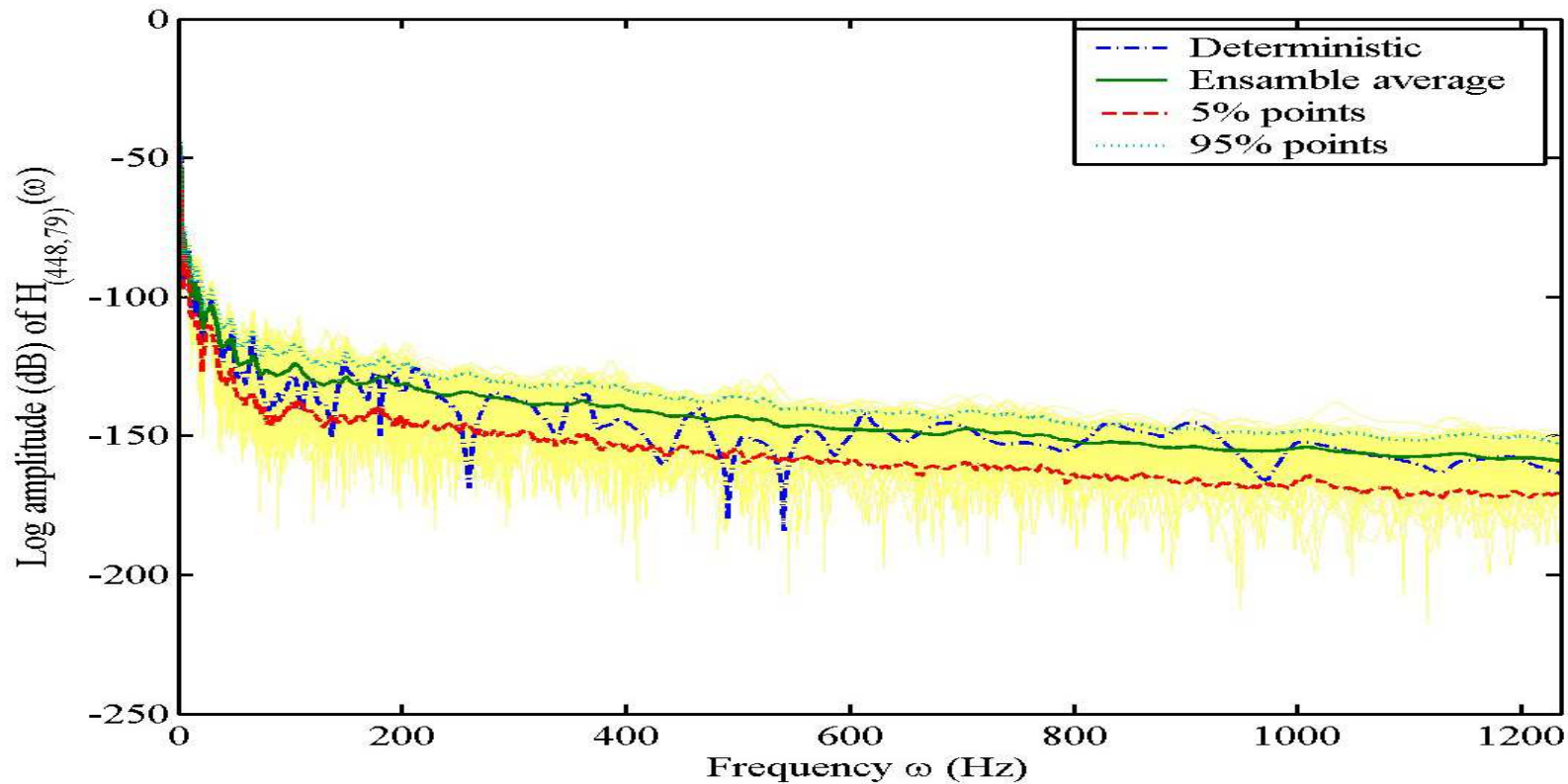
Direct finite-element MCS of the amplitude of the cross-FRF of the plate with randomly placed masses; 30 masses, each weighting 0.5% of the total mass of the plate are simulated.

Random FRF - 2



Direct finite-element MCS of the amplitude of the driving-point FRF of the plate with randomly placed masses; 30 masses, each weighting 0.5% of the total mass of the plate are simulated.

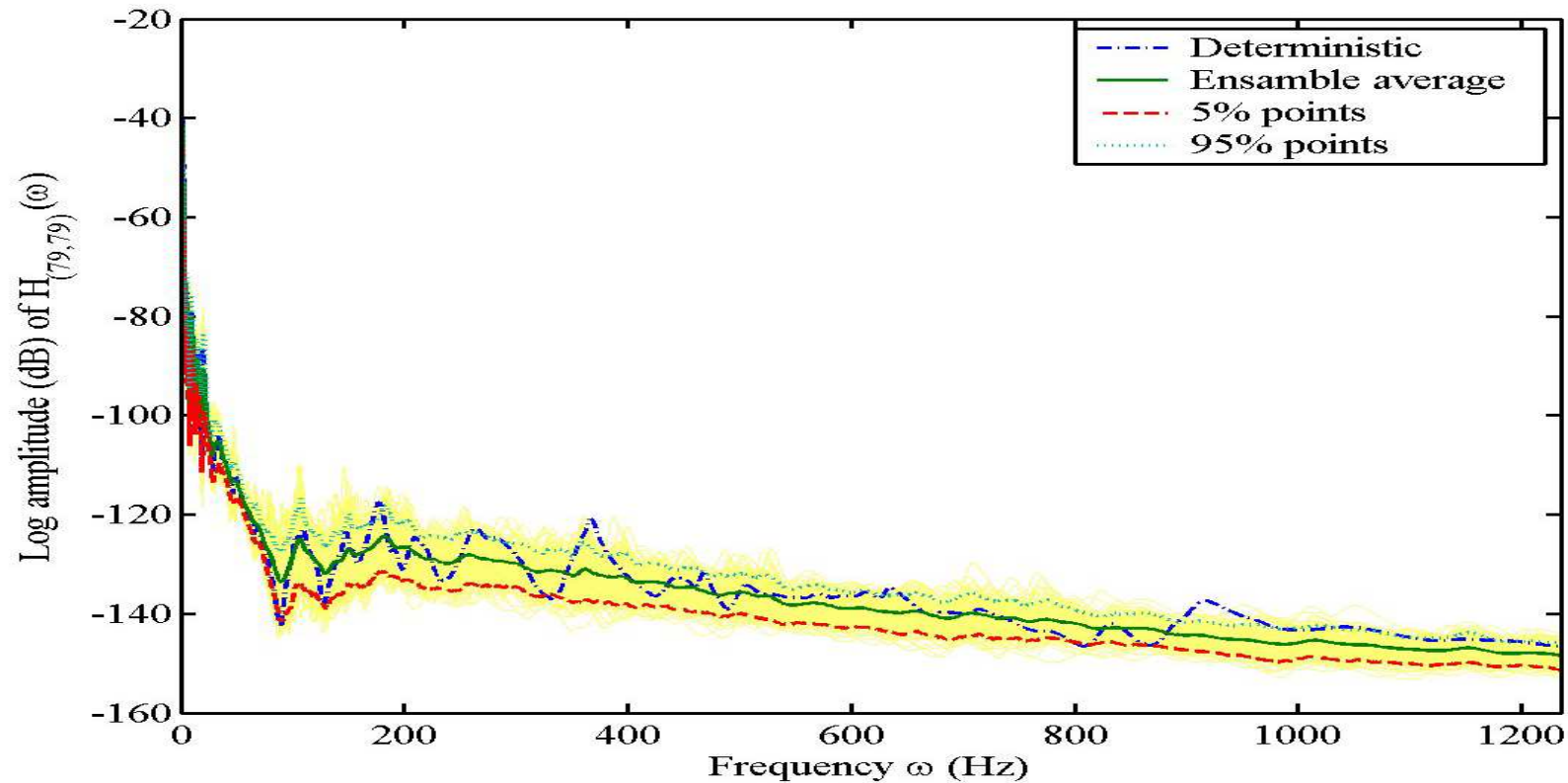
Wishart FRF - 1



MCS of the amplitude of the cross-FRF of the plate using optimal Wishart mass matrix,

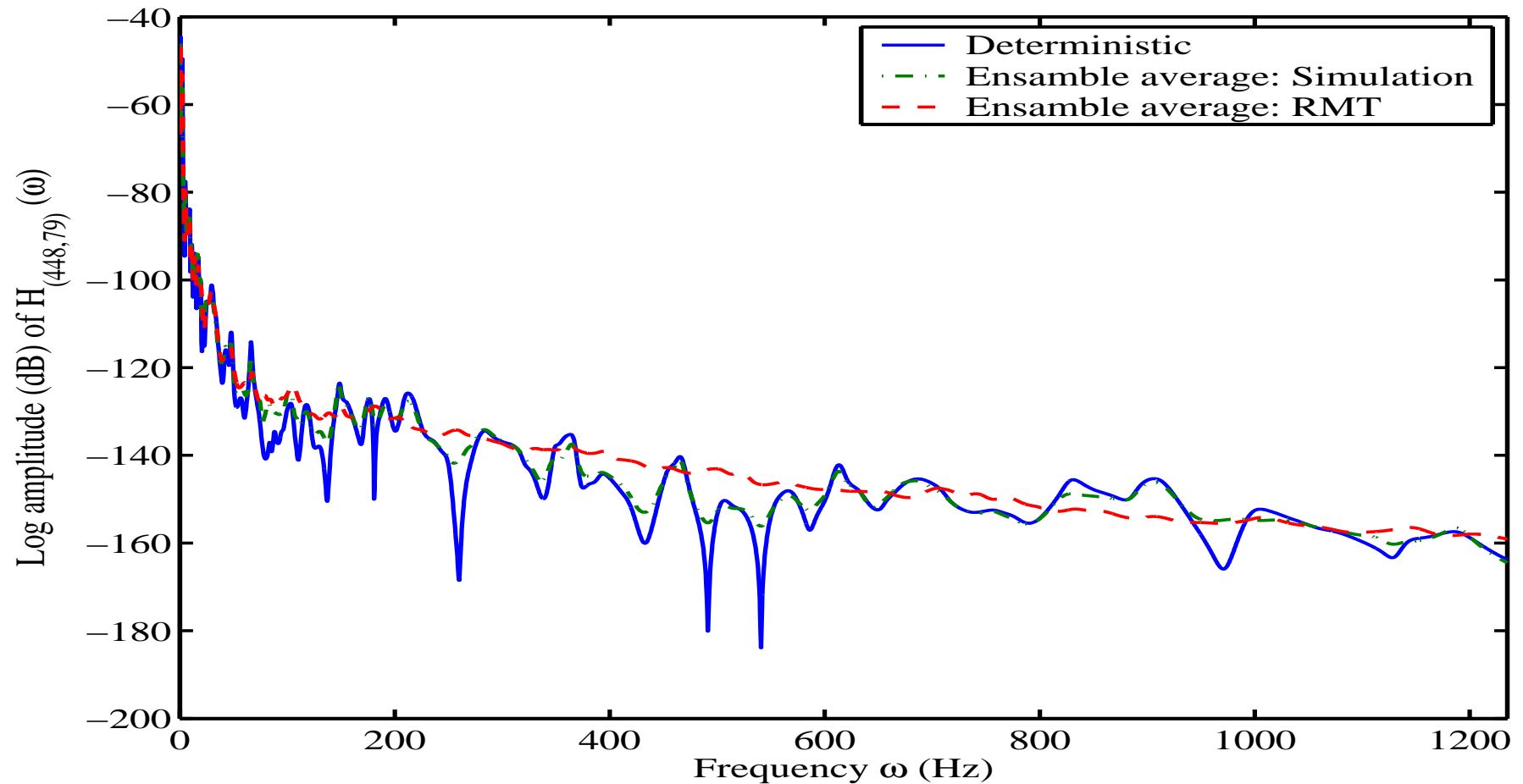
$$n = 429, \delta_M = 2.0449.$$

Wishart FRF - 2



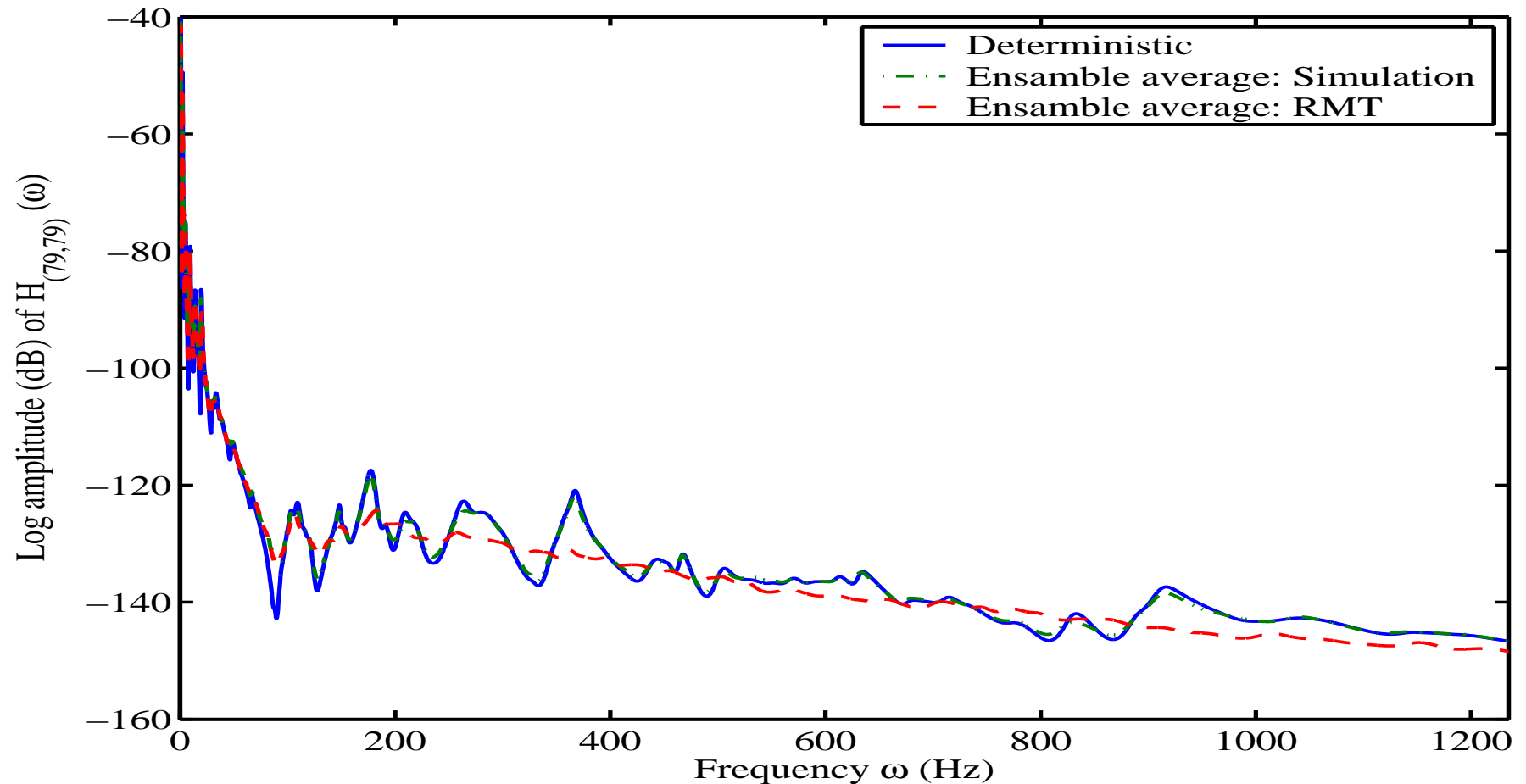
MCS of the amplitude of the driving-point-FRF of the plate using optimal Wishart mass matrix, $n = 429$, $\delta_M = 2.0449$.

Comparison of Mean - 1



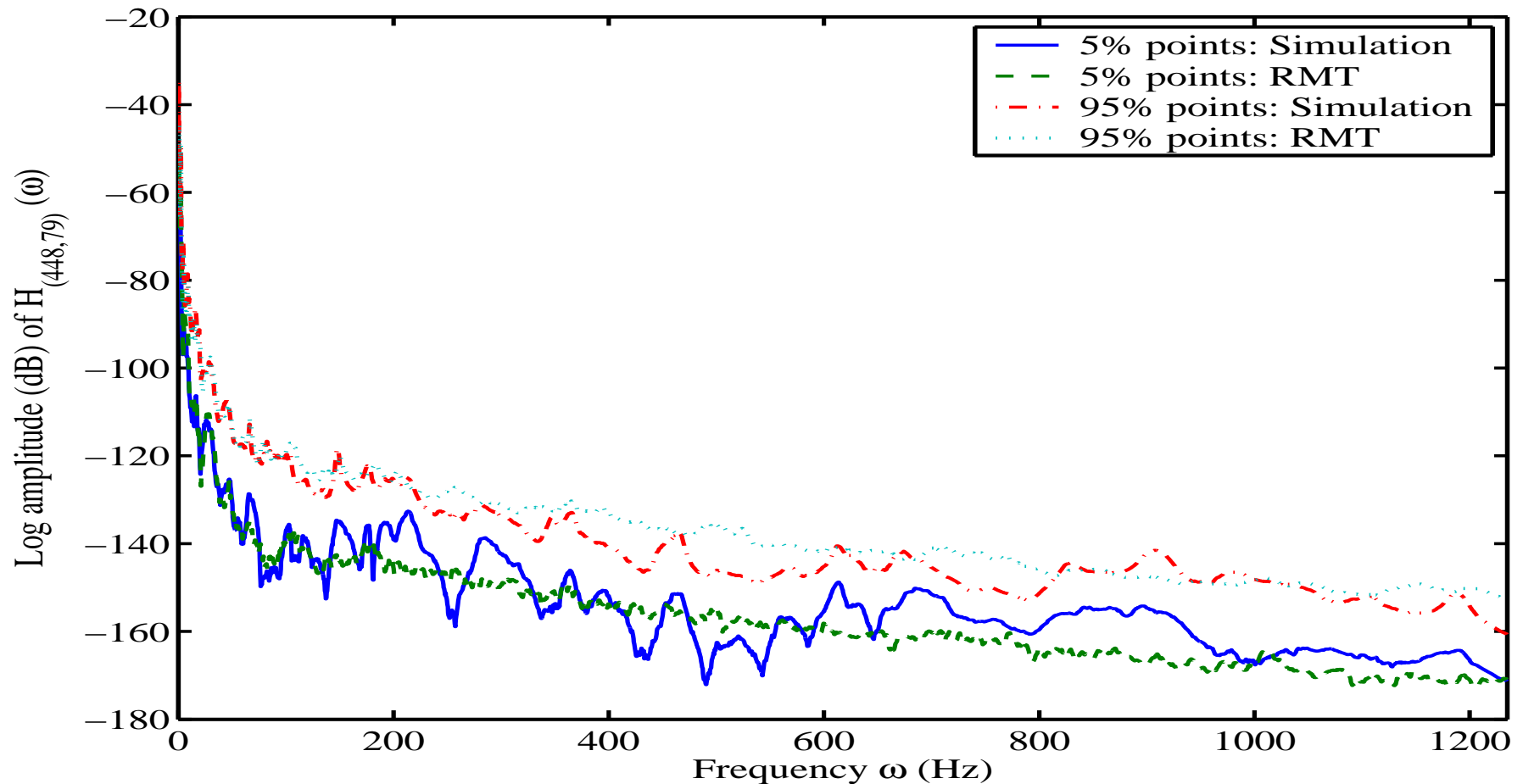
Comparison of the mean values of the amplitude of the cross-FRF.

Comparison of Mean - 2



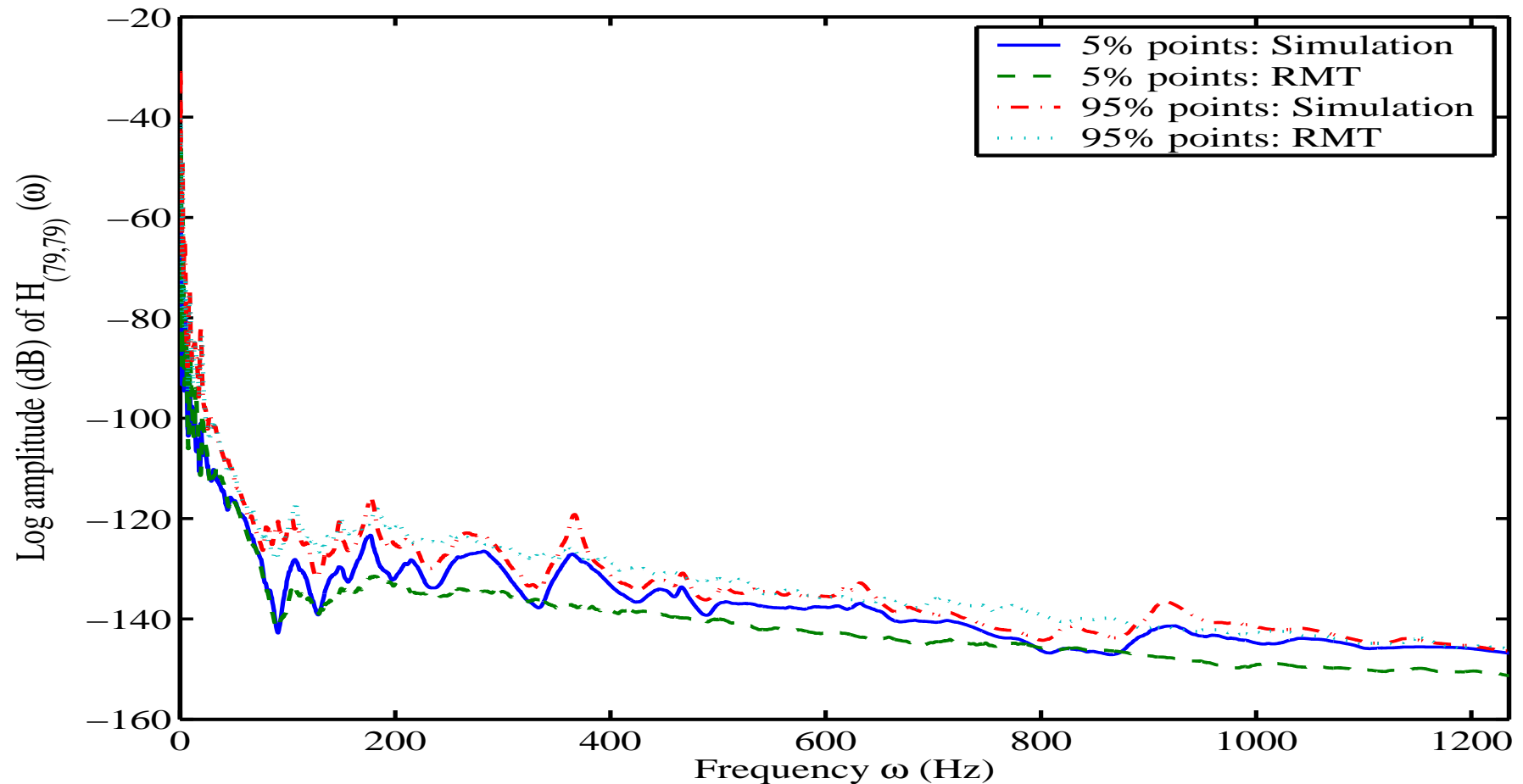
Comparison of the mean values of the amplitude of the driving-point-FRF.

Comparison of Variation - 1



Comparison of the 5% and 95% probability points of the amplitude of the cross-FRF.

Comparison of Variation - 2



Comparison of the 5% and 95% probability points of the amplitude of the driving-point-FRF.

Summary & conclusions

- **Wishart matrices** can be used as the distribution for the system matrices in structural dynamics.
- The parameters of the distribution can be obtained by solving an optimisation problem

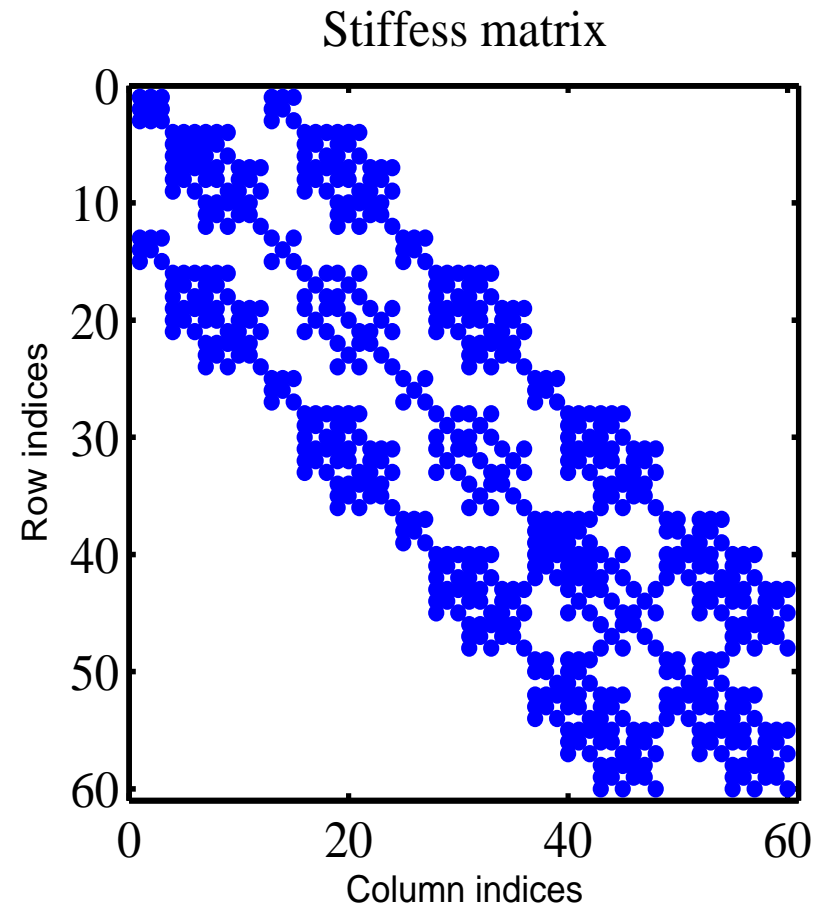
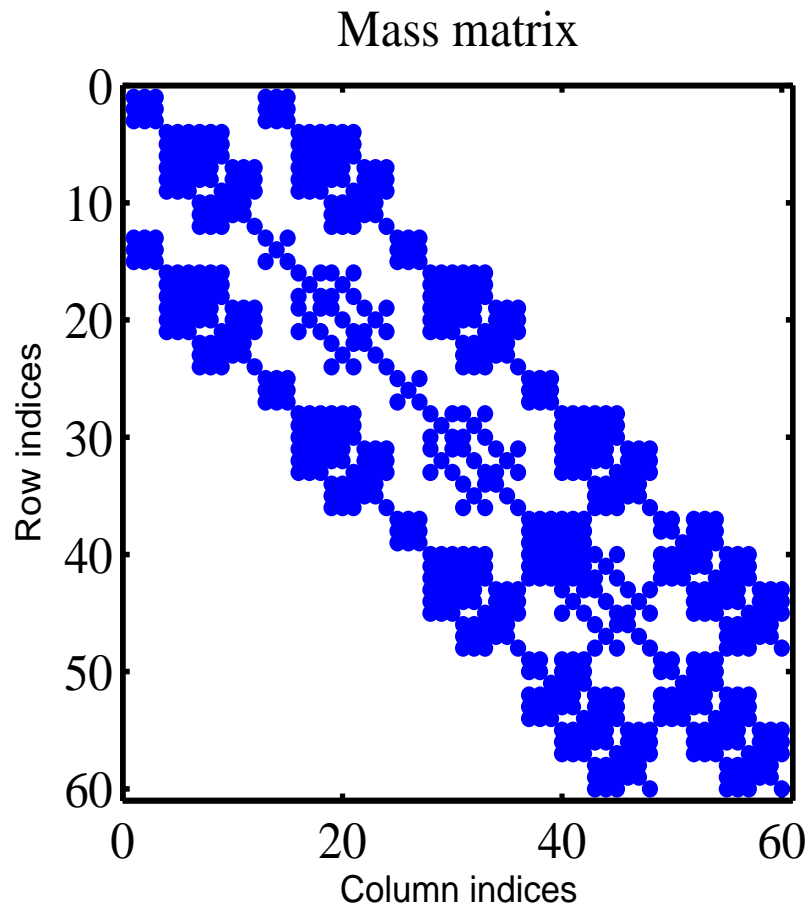
Next steps

- Numerical works (validation against??)
- Eigenvalues, eigenvector statistics and calculation of dynamic response.
- Distribution of the dynamic stiffness matrix (complex Wishart matrix?)
- Inversion of the dynamic stiffness matrix (FRFs)
- Distribution of $\mathbf{Y}(\omega) = [\mathbf{R}\mathbf{D}(\omega)^{-1}\mathbf{P}]$ where $\mathbf{P} \in \mathbb{C}_{n,r}$ and $\mathbf{R} \in \mathbb{R}_{p,n}$
- Cumulative distribution function of the response (reliability problem)

Open problems & discussions

- Is MEnT appropriate here?
- \overline{G} is just one 'observation' - not an ensemble mean.
- What happens if we know the covariance tensor of G (e.g., using Stochastic Finite element Method)?
- What if the zeros in G are not preserved?

Structure of the Matrices



Nonzero elements of the system matrices